


Surface-Applied Detectable Warnings



H E A V Y - D U T Y P R E F O R M E D T H E R M O P L A S T I C

**Detectable warnings
alert pedestrians
with visual impairment
to stop and proceed
with caution.**



C U R B R A M P S • B L E N D E D T R A N S I T I O N S • P L A T F O R M E D G E S • P A R K I N G A R E A S

**Overall Best
Surface-Applied
Product**



Same durable material with improved application method:

- Fewer steps save significant application time
- New convenient sizes: 2' x 4' sheet, and a wedge piece for radius transitions
- Other sizes: 1' x 2', 1' x 3', and 2' x 3' sheets
- No fasteners or anchors
- For new and existing surfaces
- Easy to cut for radius curves
- Quick and simple mobilization



TopMark® helps people who are blind or visually impaired to safely negotiate areas of traffic.


Traffic signs, signals, and crosswalk markings are all visual aids for pedestrians who can see. For the visually impaired, there is no margin for error when recognizing the boundary between vehicular and pedestrian areas. Tactile aids are required to help persons with visual impairment travel independently. TopMark® preformed thermoplastic detectable warning material is easily detectable by cane or underfoot.

Determining which detectable warning product to use can be a difficult task considering the many different types of products, application methods, installation sites and product life cycles. Given the ease of installation, the variety of colors and sizes, and the proven durability, government agencies and contractors like the overall value of using TopMark® because it can be installed at a reasonable up-front cost and provides a cost-effective service life while complying with ADA requirements.

TopMark® is compliant with current Public Rights-of-Way Accessibility Guidelines as published by the U.S. Access Board. The guidelines cover pedestrian access to sidewalks and streets, including crosswalks, curb ramps, street furnishings, pedestrian signals, parking, and other components of public rights-of-way. TopMark® is also compliant with ADA/ABA-AG (formerly ADAAG) which cover buildings and facilities to the extent required by the Americans with Disabilities Act.

TopMark® is engineered for pedestrian access routes at public rights-of-way and private property such as:

- Curb Ramps
- Blended Transitions
- Building Access Ramps
- Train/rail system platform edges
- Driveway loading areas at hotels, schools, hospitals and similar locations



Always follow the complete set of application instructions provided with the product.

FAST AND EASY INSTALLATION

TopMark® can be installed on asphalt and portland cement concrete. Installation is simple with the use of a propane heat torch. TopMark® can easily be cut to fit special curves and angles.

TopMark® is supplied in a convenient kit containing materials and sealer needed to complete four typical 4 ft. x 2 ft. ramps (or 32 square feet of total application area).



Since it only takes about 10 minutes to complete a 4 ft. x 2 ft. application on a curb ramp, a complete intersection can be installed in a single trip to the worksite.

NEW AND EXISTING SURFACE APPLICATIONS

TopMark® can be applied to new concrete as well as existing surfaces. There is no need to remove the existing walking surface and replace it with pavers, bricks, tiles, or other detectable warning products that involve costly reconstruction work. Mechanical fasteners and anchors are not needed.

SLIP RESISTANT FOR SAFETY


An abrasive component is distributed evenly throughout the material allowing TopMark® to maintain consistent slip resistance throughout its lifetime. The low profile thickness of TopMark® is ADA-compliant.



TopMark's truncated domes and color are integral parts of the material - not add-ons.

LONG-LASTING HIGH VISIBILITY COLOR

TopMark® is available in the following colors: yellow, white, blue, black and brick red. It is an environmentally-friendly product because the color pigments are organic and contain no heavy metals. The color pigment is distributed evenly throughout the thickness of the truncated dome material.



1. PREPARE



Remove debris from surface. Ensure no moisture is present. Apply TopMark Sealer and Bonder Paste.

2. POSITION



Position the TopMark sheet and hand-tack edges. Clean excess bonder paste from edges.

3. HEAT



Heat the top surface of the material according to the application instructions.

4. ROLL



Place holed corrugated inserts on heated portion of domed sheets and roll. Remove excess bonder paste from edges before heating just the edges of the entire application.



Flint

TRADING INC.®

115 Todd Court
Thomasville, NC 27360
Phone: (336) 475-6600
Fax: (336) 475-7900
sales@flintrtrading.com
www.flintrtrading.com

TopMark® patent pending

7500 0409